



STEP 1



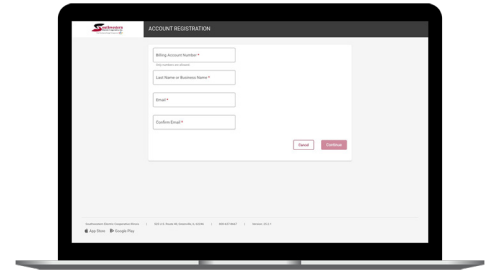
Click on the **My Account** menu on our website.

STEP 2



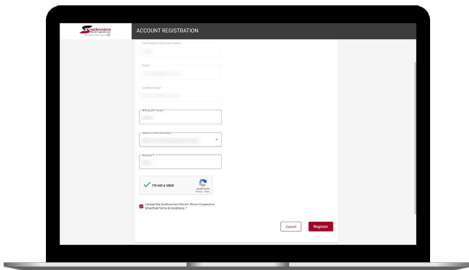
From the login screen, click on **Don't have an account? Register Now** link.

STEP 3



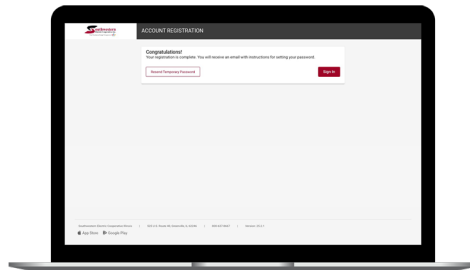
Fill out the registration form completely. Click the **Continue** button.

STEP 4



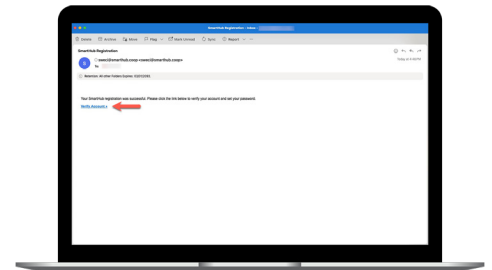
Enter the requested verification information and click the **Register** button. Answers must match account info exactly.

STEP 5



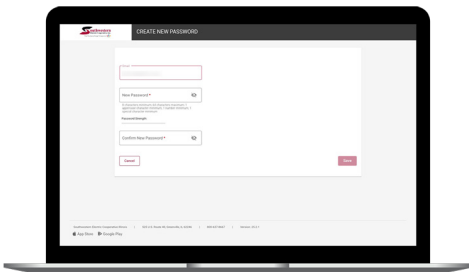
When successful, you'll get a congratulations notification. Instructions on how to continue have been emailed to you.

STEP 6



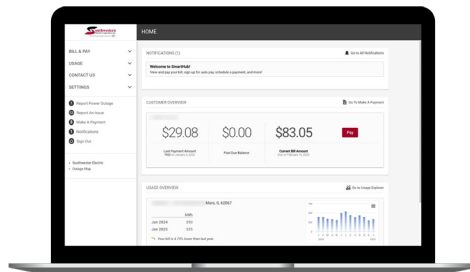
Check your inbox for a verification email. Click the **Verify Account** button to continue.

STEP 7



You will then be taken to a screen asking you to set your **new password**. Enter your password twice and click the **Save** button.

STEP 8



Congratulations! You have successfully registered your account. Browse around and see the ways to save time and money!