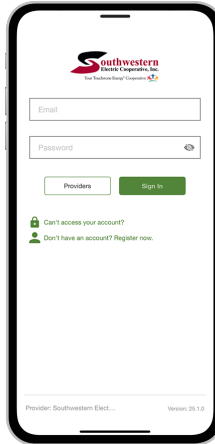


STEP
1



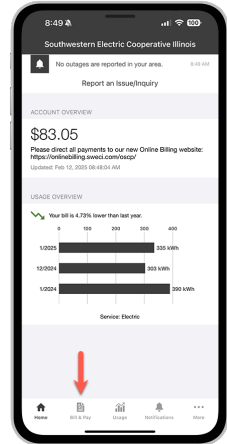
Open the **SmartHub app** on your mobile device.

STEP
2



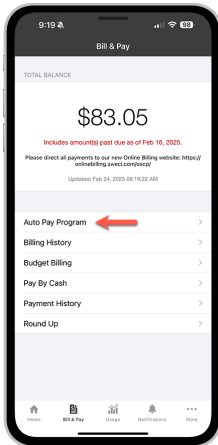
Sign in to your account using your email address and password you set up during registration.

STEP
3




From the home screen tap on the **Bill & Pay** button.

STEP
4



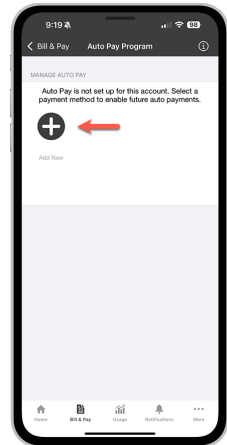
From the Bill & Pay screen, locate and tap on the **Auto Pay Program** menu.

STEP
5



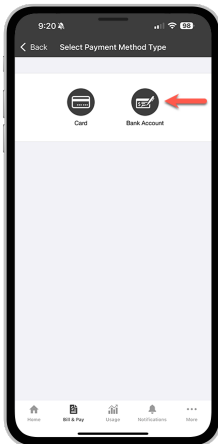
To agree to our Terms & Conditions, tap the **Accept** button.

STEP
6



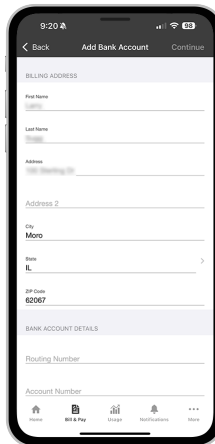
On the Auto Pay Program page, tap the **Add New** button.

STEP
7



Select a button to connect your **bank account** or **credit card**.

STEP
8



Follow the prompts on the next screen to finish the process.